

# Internal/External Flexi-termination box

**Prysmian**

A Brand of Prysmian Group

Product code - See Table Below



## DESIGN & CONSTRUCTION

- Modular design.
- Multiple configurations available.
- Quick and easy access.
- Easy to install.
- IP55 rated
- Designed and manufactured in UK

## Product description

The Flexi-termination box has been designed for internal/external use with up to 8 splice trays, an oval port and up to 48 inputs for up to 48 preterminated cables. Each splice tray is able to accommodate up to 24 fibre splices and the box can be configured with a loop storage area. The Flexibox is available without a lock, a lock for security can be ordered separately and fitted in the field, and also has a removable cover for improved access whilst splicing and routing fibres. The Flexibox utilises the same internal components as Prysmian external closures to simplify installation practises and save time.

## Technical data

- Max capacity (fibres)
    - Without loop storage: 192f (1.3mm) 96f (2.2mm)
    - With loop storage: 96f (1.3mm) 48f (2.2mm)
  - Max number of cable entries: 48 (2-3mm)
  - Required space envelope (mm): (h) 345 x (w) 272 x (d) 105
  - Operating temperature: -20°C to + 60°C (5 to 95% RH)
  - Material: ABS (FR ABS white internal)
  - Colour: Black, White, Grey
- Testing:
- Dry Heat – IEC60068-2-2
  - Change of Temperature – IEC60068-2-14
  - Damp Heat – IEC60068-2-78
  - Head Of Water – IEC60068-2-17 (Test QF)
  - Vibration – IEC60068-2-6
  - Shock – IEC60068-2-27

# Internal/External Flexi-termination box

## Main characteristics

### Kit Contents

• Internal/external Flexi-termination box is supplied as a pre-configured box with all components as designated. Additional items can be supplied in the same package when ordered at the same time.

### Logistics

- Packing Dimensions (hwxwd mm): 420x315x135
- Packed Weight (kg): 2.0
- Net weight (kg): 1.8



Entry system A  
6 x M20



Entry system B  
Oval + 8 x 6way



Entry system C  
2x M25 + 8 x 6way



Entry system D  
Blank

## Part Numbers

\*8 x 6way grommets come pre-assembled

Part Number	Fibre capacity	Entry system	Splitter	No of adapters	Adaptor type	Loop Storage	Int / Ext
XCPSC03960	48f	B	1:8	8	SC/APC SX	Yes	Internal
XCPSC03961	48f	B	1:8	4	LC/UPC DX	Yes	Internal
XCPSC03962	48f	B	1:8	8	SC/APC SX	Yes	External
XCPSC03963	48f	B	1:8	4	LC/UPC DX	Yes	External
XCPSC03964	48f	B	1:16	16	SC/APC SX	Yes	Internal
XCPSC03965	48f	B	1:16	8	LC/UPC DX	Yes	Internal
XCPSC03966	48f	B	1:16	16	SC/APC SX	Yes	External
XCPSC03967	48f	B	1:16	8	LC/UPC DX	Yes	External
XCPSC03968	96f	C	1:16	16	SC/APC SX	No	Internal
XCPSC03969	96f	C	1:16	8	LC/UPC DX	No	Internal
XCPSC03970	96f	C	1:16	16	SC/APC SX	No	External
XCPSC03971	96f	C	1:16	8	LC/UPC DX	No	External
XCPSC03972	96f	C	6x 1:8	24	LC/UPC DX	No	External
XCPSC03973	96f	C	6x 1:8	24	LC/UPC DX	No	Internal
XCPSC04015	48f	C		24	SC/APC SX	No	External
XCPSC04019	48f	C		12	LC/APC DX	No	External

# Internal/External Flexi-termination box

**Prysmian**

A Brand of Prysmian Group

## Additional Items






### Cable Entry Glands

Part Number	Gland Type	Min Cable Ø	Max Cable Ø	Colour	Pack size
XJTSC02028A	Oval	5.0	7.0	Black	1
XJTSC02029A	Oval	7.1	9.0	Black	1
XJTSC02030A	Oval	9.1	11.0	Black	1
XJTSC02031A	Oval	11.1	13.0	Black	1
XJTSC01896A	Oval	13.1	14.8	Black	1
XKTSC00280	Single way M20	4	9	Black	5
XKTSC01476	Single way M20	6	12	Black	5
XKTSC01477	Dual way M20	4	6	Black	5
XKTSC01478	3 way M20	2.5	4.5	Black	5
XKTSC01479	Single way M20	11	14	White	5
XKTSC00279	Single way M25	9	17	Black	5
XKTSC00288	Single way M32	17.5	25	Black	5



# Internal/External Flexi-termination box

## Additional Items

Item	Prysmian Part No.	Description	Image
POLE MOUNTING KIT	<b>XKTSC01481</b>	The pole mounting kit is for mounting the Flexibox to a pole or mast. The kit includes two screws, a bracket and two metallic straps.	
SPLITTERS	<b>XSPSC00666 (1x8 SCA)</b> <b>XSPSC00667 (1x8 LCU)</b> <b>XSPSC00668 (1x16 SCA)</b> <b>XSPSC00669 (1x16 LCU)</b>	A range of optical splitters are available to install into the joint. The splitters have 500mm input and output legs with 250 micron G657A1 fibre. For full technical information on the splitters refer to data sheet AC005.	
SPLICE PROTECTORS 1.3	<b>XKTSC01284 (Pack of 12)</b> <b>XPESC00057 (Pack of 50)</b>	Splice protectors are used to protect the fibre splice. They are 1.3mm in diameter and 30mm in length.	
SPLICE PROTECTORS 2.2	<b>XKTSC00050 (Pack of 12)</b> <b>XPESC00053 (Pack of 50)</b>	Splice protectors are used to protect the fibre splice. They are 2.2mm in diameter and 45mm in length.	
SECURITY LOCK	<b>XCPC01482</b>	Security lock can be retrofitted to the Flexibox cover to prevent unauthorised access to the box. The lock comes with 2 keys.	

Please contact your local sales office listed on [www.prysmiangroup.com](http://www.prysmiangroup.com)

© Prysmian Group 2020, All Rights Reserved.

The information contained within this document must not be copied, reprinted or reproduced in any form, either wholly or in part, without the written consent of Prysmian Group. The information is believed correct at the time of issue. Prysmian Group reserves the right to amend this specification without notice. This specification is not contractually valid unless specifically authorised by Prysmian Group.